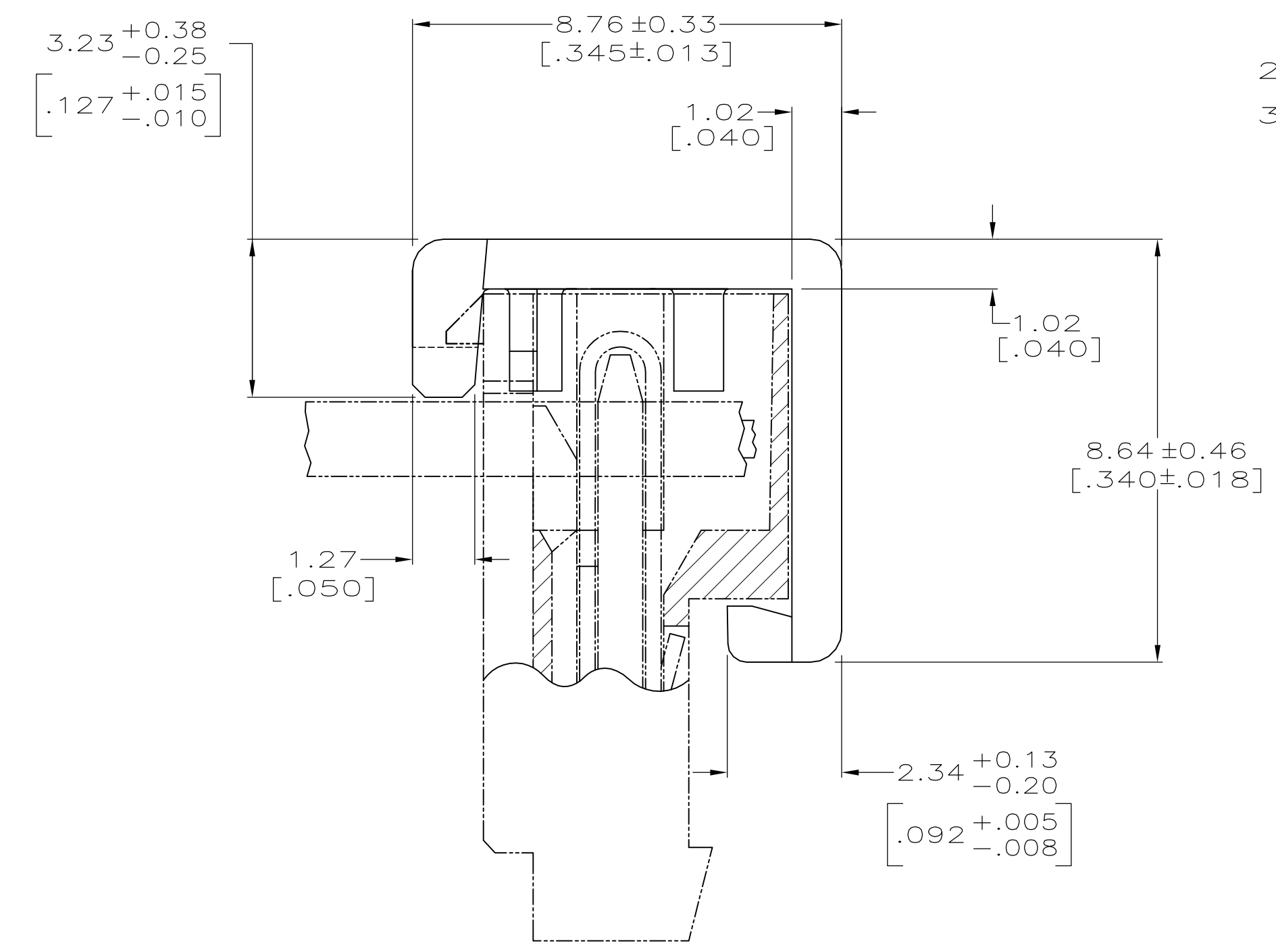
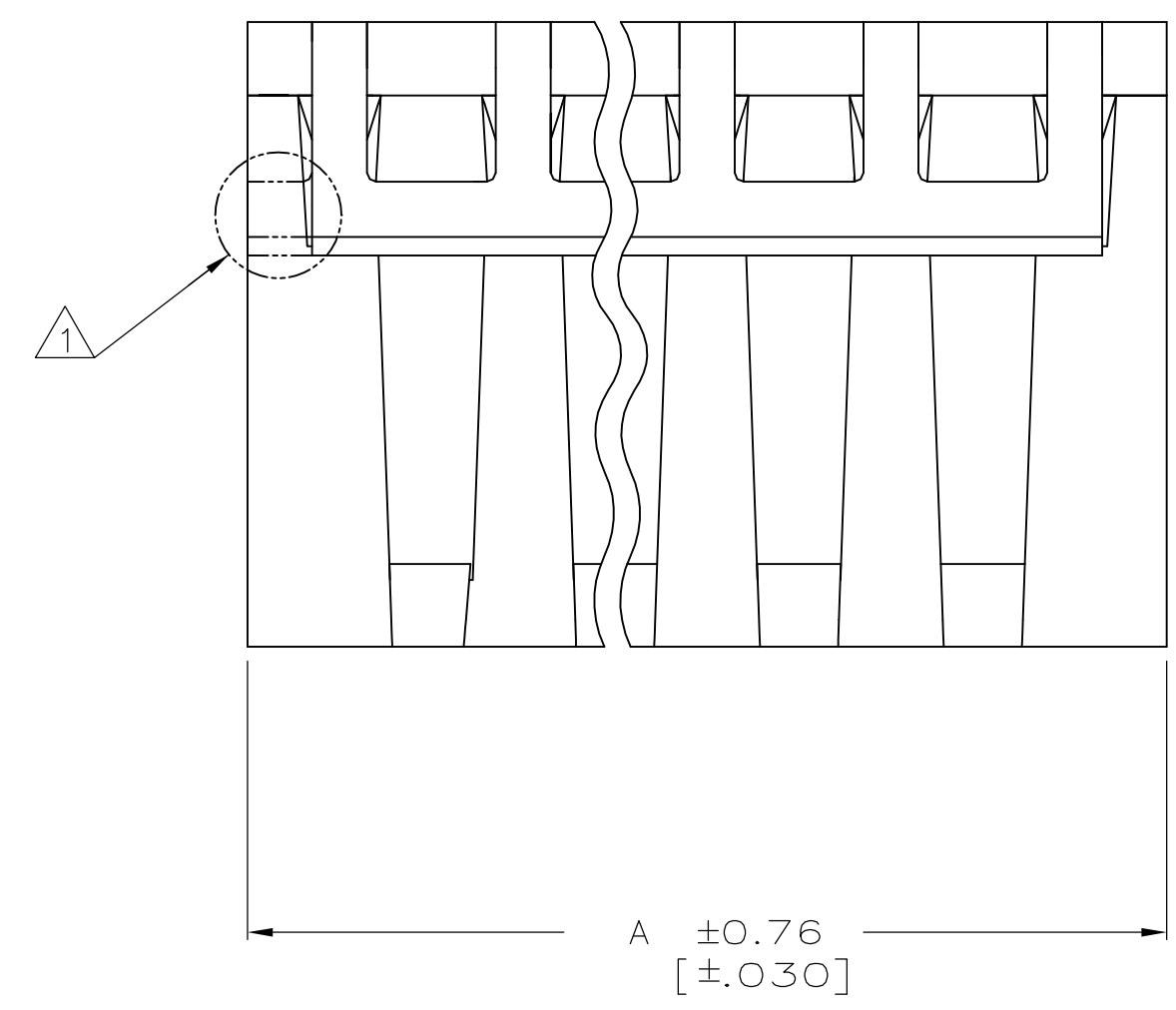
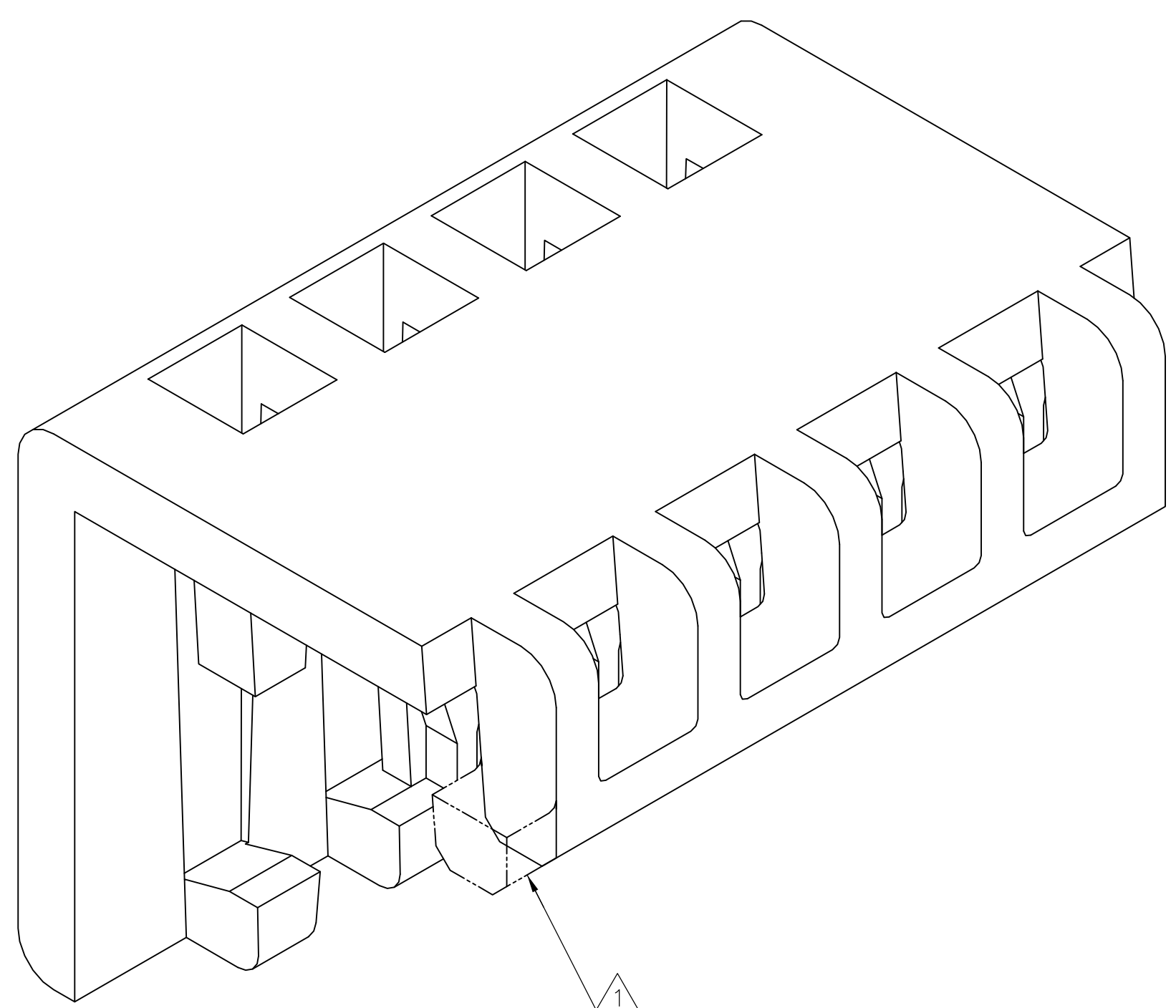


LOC		DIST		REVISIONS			
P	LR	DESCRIPTION	DATE	DWN	APVD		
G2		REVISED PER ECO-11-010839	26MAY11	RK	HMR		



- △ PART MAY BE MOLDED TO DESIRED POSITION SIZE OR CUT TO DESIRED POSITION SIZE FROM A LARGER POSITION SIZE PART. WHEN PART IS CUT TO DESIRED POSITION SIZE, A PORTION OF FRONT LOCKING BAR WILL REMAIN ATTACHED.
2. DIMENSIONS IN BRACKETS ARE IN INCHES.
 3. TWO POSITION (-2) PARTS WILL BE MOLDED ONLY.



3-DIMENSIONAL MODEL
NTS

28	CIRCUIT ASSEMBLES	71.12	[2.800]	2-643075-8	
27	CIRCUIT ASSEMBLES	68.58	[2.700]	2-643075-7	
26	CIRCUIT ASSEMBLES	66.04	[2.600]	2-643075-6	
25	CIRCUIT ASSEMBLES	63.50	[2.500]	2-643075-5	
24	CIRCUIT ASSEMBLES	60.96	[2.400]	2-643075-4	
23	CIRCUIT ASSEMBLES	58.42	[2.300]	2-643075-3	
22	CIRCUIT ASSEMBLES	55.88	[2.200]	2-643075-2	
21	CIRCUIT ASSEMBLES	53.34	[2.100]	2-643075-1	
20	CIRCUIT ASSEMBLES	50.80	[2.000]	2-643075-0	
19	CIRCUIT ASSEMBLES	48.26	[1.900]	1-643075-9	
18	CIRCUIT ASSEMBLES	45.72	[1.800]	1-643075-8	
17	CIRCUIT ASSEMBLES	43.18	[1.700]	1-643075-7	
16	CIRCUIT ASSEMBLES	40.64	[1.600]	1-643075-6	
15	CIRCUIT ASSEMBLES	38.10	[1.500]	1-643075-5	
14	CIRCUIT ASSEMBLES	35.56	[1.400]	1-643075-4	
13	CIRCUIT ASSEMBLES	33.02	[1.300]	1-643075-3	
12	CIRCUIT ASSEMBLES	30.48	[1.200]	1-643075-2	
11	CIRCUIT ASSEMBLES	27.94	[1.100]	1-643075-1	
10	CIRCUIT ASSEMBLES	25.40	[1.000]	1-643075-0	
9	CIRCUIT ASSEMBLES	22.86	[.900]	643075-9	
8	CIRCUIT ASSEMBLES	20.32	[.800]	643075-8	
7	CIRCUIT ASSEMBLES	17.78	[.700]	643075-7	
6	CIRCUIT ASSEMBLES	15.24	[.600]	643075-6	
5	CIRCUIT ASSEMBLES	12.70	[.500]	643075-5	
4	CIRCUIT ASSEMBLES	10.16	[.400]	643075-4	
3	CIRCUIT ASSEMBLES	7.62	[.300]	643075-3	
2	CIRCUIT ASSEMBLES	5.08	[.200]	643075-2	
USE ON MTA 100 ASSEMBLIES AS LISTED				A	PART NO

THIS DRAWING IS A CONTROLLED DOCUMENT.		DWN	--	STE		TE Connectivity	
DIMENSIONS: mm [INCHES]		CHK	--	NAME		COVER, MOLDED, .060 MAX O.D. WIRE, MTA-100	
TOLERANCES UNLESS OTHERWISE SPECIFIED:		APVD	--	PRODUCT SPEC		APPLICATION SPEC	
0 PLC	± .005			SIZE		CAGE CODE	DRAWING NO
1 PLC	± .005			A1		00779	643075
2 PLC	± .005			SCALE		10:1	SHEET 1 OF 1
3 PLC	± 0.13 [.005]			CUSTOMER DRAWING		REV G2	
4 PLC	± .005			MATERIAL		NYLON,UL 94V-2 WHITE	
ANGLES	± .005			FINISH		--	

